



FY10 Available Funds Budget
as per Warrant Committee Revenue
Projections as of April 22, 2009

School Committee Public Hearing
May 12, 2009



Learn, Think, Create, Serve

Mission Statement

With a commitment to teaching and learning, the Belmont Public Schools strive to nurture the intellectual, social and personal development of each student and to create a dynamic community of lifelong learners who contribute to the common good and are of service to others.



The School Budget

Aligning Resources with

- Mission
- Vision
- Goals



Sources of funding

- Town Revenue allocated to School Budget
- Federal, State and Foundation Grants
- Revenue Offsets within Budget
- Gifts & Donations



New source of Grant Funds for FY10

American Recovery and Reinvestment Act (ARRA) --- “Stimulus” Funds

- State Fiscal Stabilization Funds
- Federal IDEA (Special Education) Funds



Total for Recommended Level-Service Budget

\$40,967,463

an increase of \$2,496,547 over FY09

or +6.5%

as presented on January 13, 2009



Available-Revenue Budget as of May 12, 2009

\$37,649,573

a decrease of \$-821,343 over FY09

or -2.1%

as per Warrant Committee revenue of April 22, 2009



What we are reviewing and approving now:

Portion of FY10 School Budget to be funded by:

- Town of Belmont Revenue



What we are NOT reviewing and approving now:

Portion of FY10 School Budget to be supported by:

- Stimulus Funds
- User Fees
- Gifts and Donations
- Other Proposals



Definitions of Program Areas

- Regular Instruction
 - Elementary 1-4 and Kindergarten and departments English through Social Studies

- Special Instruction
 - ELL, Special Education Pre-K and K-12

- Student and Instructional Services
 - Athletics and Student Activities
 - Support programs such as Guidance, Health, Library, Technology
 - Curriculum and Staff Development
 - Substitutes and Regular-Day Transportation




Definitions of Program Areas (2)

- Operations
 - Custodial and Maintenance
 - All Utilities

- Policy and Administration
 - Principals' and Central Administration Offices
 - Legal Services
 - School Committee

- Fringe Benefits
 - Medical insurance for active and retired staff
 - Unemployment and workers compensation
 - Medicare tax



Categories within each major program area:

- Salary
- Non-Salary



Regular Instruction Salary

Recommended
\$16,180,620

Available Revenue
\$15,002,631

Difference
\$-1,177,989

- both recommended and available revenue
 - include all union contracts for FY10
 - \$-300,000 speculative savings from staff turnover

- available revenue reflects
 - reduction of 18 teacher positions plus Community Service from the School Budget

- federal stimulus grant may allow some restorations for at least FY10



Instructional Reductions from School Budget

- Belmont High School
 - 5.6 FTE teachers
 - 1.0 Community Service

- Chenery Middle School
 - 6.4 FTE teachers

- Elementary Schools
 - 6.0 classroom teachers
 - 1.2 instrumental music (restructured through user fees)
 - reduction in hours for Kindergarten classroom assistants

- federal stimulus grant may allow some restorations for at least FY10



Regular Instruction Non-Salary

Recommended
\$552,548

Available Revenue
\$283,118

Difference
\$-269,430

- recommended is level-funded from FY09
- available revenue School Budget reflects reductions in
 - 20% in supplies
 - elimination of all textbooks
 - elimination of all instructional equipment
- federal stimulus grant and possible gifts/donations may restore some textbooks and equipment for FY10



Special Instruction Salary

<u>Recommended</u>	<u>Available Revenue</u>	<u>Difference</u>
\$3,682,779	\$3,682,779	0

- recommended reflects
 - salary and step increases as per union contracts
 - budgeting for additional unbudgeted aides in FY09
- available revenue reflects no reductions



Special Instruction Non-Salary

<u>Recommended</u>	<u>Available Revenue</u>	<u>Difference</u>
\$5,368,586	\$5,410,372	\$+41,786

- recommended includes increases in Special Education out-of-district tuition, contracted services and transportation as per students' Individual Education Plans
- available revenue reflects no reductions, but some loss of State circuit breaker reimbursement
- federal stimulus grant will support some professional development



Student & Instructional Services Salary

Recommended
\$3,437,114

Available Revenue
\$3,047,749

Difference
\$-389,365

- recommended and available revenue include all union contracts for FY10
- available revenue budget reflects reductions in
 - budget funding for athletics with increase in user fee
 - conversion of student activity stipends to user fees
 - two guidance counselors and library aides
- federal stimulus grant may provide opportunities for restorations at least for FY10



Instructional Services Reductions from School Budget

- Belmont High School
 - 1.0 guidance counselor
 - 1.0 academic support aide located in the library
- Chenery Middle School
 - 1.0 guidance counselor
 - 1.1 library aides
- Elementary Schools
 - 2.9 library aides
 - need for new 0.9 aides for contractual release time
- federal stimulus grant may allow some restorations for at least FY10



Student & Instructional Services Non-Salary

<u>Recommended</u>	<u>Available Revenue</u>	<u>Difference</u>
\$1,389,675	\$1,073,620	\$-316,055

- recommended reflects athletic and transportation increases
- available revenue budget reflects reductions in
 - staff development
 - athletic non-salary accounts
 - supplies and 64% reduction in technology equipment
 - increase in bus fees for non-mandated service
- some technology equipment may be charged to the federal stimulus grant for FY10



Operations Salary

Recommended

\$984,000

Available Revenue

\$984,000

Difference

\$0

- recommended reflects union contracts for custodians & maintenance workers
- available revenue reflects no reductions in these positions, since we already contract out for cleaning services at the High School and Middle School



Operations Non-Salary

<u>Recommended</u>	<u>Available Revenue</u>	<u>Difference</u>
\$2,738,272	\$2,531,379	\$-206,893

- recommended reflects small increases for contract cleaning & electricity
- available revenue reflects
 - savings of \$-135,000 in utilities resulting from collaborative fuel oil bid opened on January 7, 2009
 - reduction in contracted maintenance repairs by -10%



Policy & Administration Salary

Recommended

\$2,564,619

Available Revenue

\$2,480,514

Difference

\$-84,105

- recommended reflects principals' offices and central administration office
- available revenue reflects
 - reductions in several non-certified staff positions
 - salary freeze on non-union staff



Support Services Reductions from School Budget

- Belmont High School
 - 0.5 FTE School Resource Officer
 - other 0.5 FTE in Police Department budget
 - 2.0 campus monitors
 - 1.0 office secretary



Policy & Administration Non-Salary

<u>Recommended</u>	<u>Available Revenue</u>	<u>Difference</u>
\$413,544	\$329,808	\$-83,736

- recommended reflects principals' offices and central administration office, legal services non-salary accounts
- available revenue reflects reductions in supplies, equipment, printing and recruitment accounts



Fringe Benefits

<u>Recommended</u>	<u>Available Revenue</u>	<u>Difference</u>
\$5,794,822	\$5,444,943	\$-349,879

- recommended had projected medical insurance assuming a 6% rate increase
- in the available revenue budget, medical insurance is based upon an actual 5% rate increase, a 50/50 split for the PPO plan, and savings from staff reductions offset by some potential increase in unemployment claims



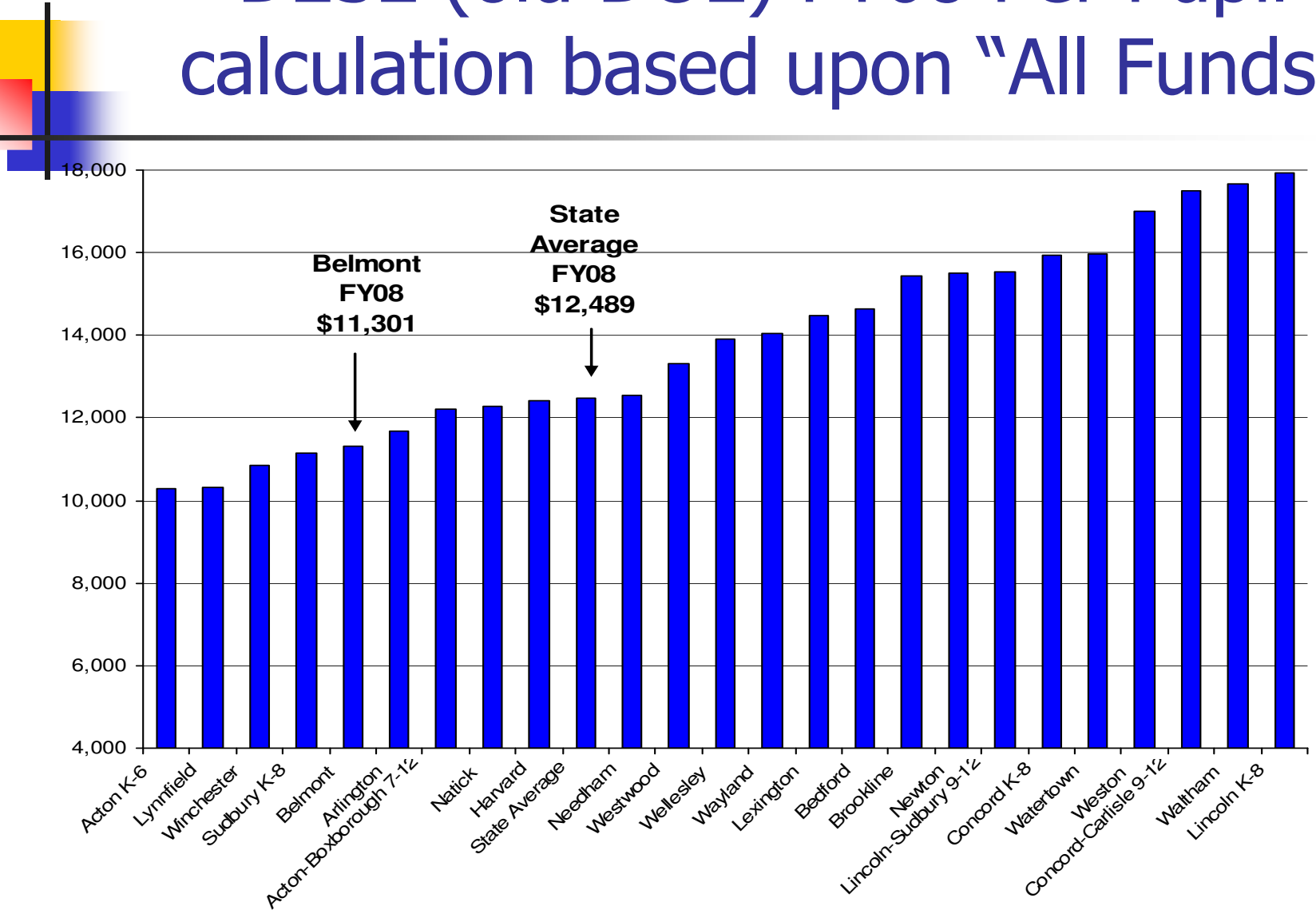
Revenue Offset

<u>Recommended</u>	<u>Available Revenue</u>	<u>Difference</u>
\$-2,350,225	\$-2,707,449	\$-293,272

- recommended includes usual assumptions on user fees, State circuit breaker and LABBB credit
- available revenue will reflect increases in user fees, as well as a decrease in circuit breaker, but maximum use of the LABBB credit

NOTE: specific details regarding user fees to be decided later


DESE (old DOE) FY08 Per Pupil calculation based upon "All Funds"






DESE FY08 All Funds Per Pupil for Some Comparable School Districts

■ Weston	\$ 17,017
■ Watertown	\$ 15,974
■ Newton	\$ 15,498
■ Bedford	\$ 14,634
■ Lexington	\$ 14,469
■ Needham	\$ 12,552
■ STATE AVERAGE	\$ 12,489
■ Arlington	\$ 11,685
■ Belmont	\$ 11,301
■ Winchester	\$ 10,865




The FY10 Available Revenue Budget presents an immense challenge to our ability to align resources for continued pursuit of the mission, vision and goals of the Belmont Public Schools.




The FY10 Available Revenue Budget represents significant cost reduction and structural change.

- decreased cost to taxpayers
- increased cost to users
- decreased ability to achieve our mission, vision and goals




Additional resources will be necessary if we are to continue to pursue our vision and achieve our goals.



FY10 additional resources have become available in the form of stimulus money.

These resources are only temporary.

We need adequate, predictable, sustainable resources for the long-term.



Efforts to define and implement strategies for preserving programs and functions not supported by the Town of Belmont revenue will continue.